

FlipX Professional Series

INDOOR SECURITY



FLX-P-ST

PIR

FLX-P-DT

DUAL-TECHNOLOGY
(PIR and MW)

Grade 2 indoor motion detector with flexible lens for commercial and professional applications.

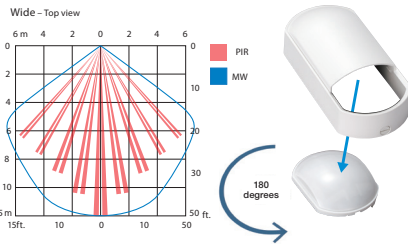

- 15m (50ft.) 85 degree Wide
- 24m (80ft.) Narrow



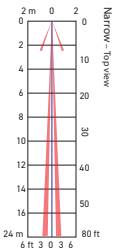

Flexible lens: One lens, two options

Selectable wide and narrow detection with one sensor. Simply switch the lens to change the shape of the detection area best suited to the installation site.

Wide Detection Area



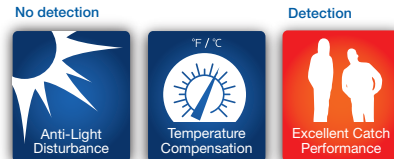
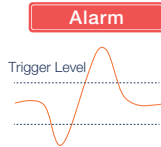
Narrow and Long Detection Area



PIR mode only for narrow detection

High-detection performance

A new bespoke pyro has been specifically designed to create human-size detection areas and optimise detection sensitivity. For industry leading performance, FlipX Professional sensors have a unique algorithm (SMDA) which can learn from the environment to discriminate popular causes of false alarms.



OPTEX's SMDA algorithm can differentiate between common causes of nuisance alarms, such as shadows and bright lights, to focus the detection on genuine intrusions.


Refined spherical lens

OPTEX's indoor sensors are equipped with a specially designed spherical lens which allows for very sharp focus and high-performance detection.



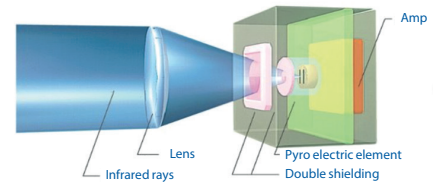
Microwave upgrade

OPTEX Tough Mod™ Technology enables a long-time sustainability of Dual-detection technology. Gold-plated Tough Mod increases durability of a detector to withstand hot and humid climates.



Double conductive shielding

OPTEX patented double conductive shielding allows FlipX Professional sensors to block RFI and the visible light disturbance from sunlight or strong lamps, to focus on what matters.



Specifications

Part name	FLX-P-ST	FLX-P-DT
Model name	Professional	
Mounting height	2.0 to 3.0 m (6'7" to 9'8")	
Coverage	Wide: 15 m (50') 85° Narrow: 24 m (80') 15° (PIR only for Narrow setting)	
Sensitivity	1.6°C (2.9°F) at 0.6 m/s (2'/s); 2.4 m (8') mounting height	
Alarm period	2.0 ± 0.5 s	
Warm-up period	Approx. 60 s (LED blinks)	
LED indicator	Green: [1] Warm-up [2] Alarm	
Power input	9.5 to 16 V DC	
Current draw	11 mA max. at 12 V DC	14 mA max. at 12 V DC
Relay output	Alarm	N.C. 24 V DC 0.1 A max.
	Tamper	N.C. 24 V DC 0.1 A max. (Open when the cover is removed)
Remote LED	✓	
Operation temperature	-20°C to +50°C (-4°F to +122°F)	-20°C to +40°C (-4°F to +113°F)
Temperature compensation	Digital	
Relative humidity	95% RH max.	
Dimension	H: 129.2 mm x W: 61.5 mm x D: 50.9 mm	
Weight	95g (3.35oz)	110g (3.66oz)

- Specifications and designs are subject to change without prior notice.
- These units are designed to detect an intruder and activate an alarm control panel. Being only a part of a complete system, we cannot accept responsibility for any damages or other consequences resulting from an intrusion.

Ease of installation

Re-designed LED indicator has been selected for clearer viewing at distance.

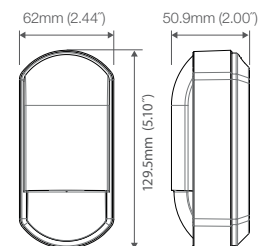


Options

- CW-G2**
- Selectable Wall or Ceiling mount bracket
 - Horizontally: +1-45°
 - Vertically: -5 to 20° downward



Dimensions



Web based manual
for Professional model



OPTEX CO., LTD. (JAPAN)
www.optex.co.jp/e

OPTEX EMEA Security Headquarters

OPTEX EUROPE LTD (UK and Africa)
OPTEX Security B.V. (EU)
OPTEX Dubai Branch (Middle East)
W: www.optex-europe.com
E: marketing@optex-europe.com

OPTEX SECURITY SAS

(France, French speaking North
and West African countries)
W: www.optex-europe.com/fr
E: contact@optex-security.com

OPTEX SECURITY Sp.z o.o.

(Eastern Europe, Turkey)
W: www.optex-europe.com/pl
E: optex@optex.com.pl